



ELELCTRIFIED LOCKING HARDWARE

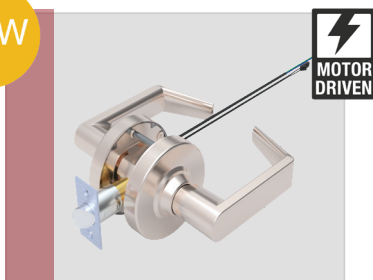
commandaccess.com

888-622-2377

NEW PRODUCT GUIDE 2026



NEW

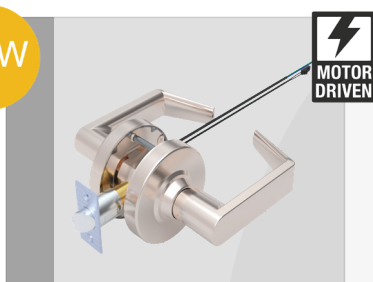


CL-SCHALX-M SERIES

The CL1-SCHALX is Command Access's premium motorized lever control built on the Schlage ALX platform and we didn't just slap a motor on it. We upgraded over 50% of the chassis with our hybrid motor system to deliver genuine Grade 1 performance at a Grade 2 price point. It's designed for standard 161 prep in storeroom function, so it drops into existing door preps without drama and integrates cleanly with your access control system. 11-30V input range, 300mA surge, 30mA hold, fail secure. Request to Exit switch available built-in or as a field install. Backed by a 3-Year No Hassle Warranty.

- Motorized Lever Control
- Input voltage range - 11-30VAC/DC
- Surge current - 300mA
- Holding current- 30mA
- UL listed HD Grade 2 lockset
- EU - Fail Secure Only
- Request to Exit switch optional

NEW



CL-SCHND-M SERIES

The CL1-SCHND takes the workhorse Schlage ND platform and gives it the electrification it deserves. We built our hybrid motor system directly into the chassis keeping all the strength and durability the ND is known for while adding reliable motorized lever control. Standard cylindrical prep, storeroom function, fail-secure and fail-safe options, and 11-30V compatibility means flexibility with every install. 300mA surge, 30mA hold. Request to Exit switch available built-in or as a field install. High-traffic commercial environments are where it lives. 3-Year No Hassle Warranty.

- Motorized Lever Control
- Input voltage range - 11-30VAC/DC
- Surge current - 300mA
- Holding current- 30mA
- UL listed HD Grade 2 lockset
- EU - Fail Secure Only
- Request to Exit switch optional


NEW



ML1-CAT-80-SP

The ML1-CAT-80-SP is the world's first strike-powered mortise lock and yeah, that's as big a deal as it sounds. Instead of running wire through the door, this system powers the mortise lock directly through the strike, so there's no coring, no power transfer, no compromising fire-rated doors or glass panels. It fits standard ANSI prep, integrates with existing access control systems, and offers both fail-secure and fail-safe configurations with 11-30V input. If you've ever stared at a fire-rated door and wondered how you're supposed to electrify it without making a mess of it this is the answer. Core no more. Install with confidence.

NEW



ETK-M-996L

The ETK-M-996L is a field-installable motorized lever control kit designed specifically for the Von Duprin 996L exit trim series. The hybrid power system keeps surge current low (300mA) and hold current even lower (30mA), and EU/EL is field selectable with a simple switch flip no stocking two versions. The lock auto-senses 12 or 24V input, so you're not guessing at the job site. Request to Enter switch optional. Clean install, smart design.

- Lever control - motorized
- Input voltage range - 11-30VAC/DC
- Surge current - 300mA
- Holding current- 30mA
- EU/EL selectable with flip of a switch
- Request to Enter switch optional



FIELD TESTER



The newly improved CAT Field Tester is the one tool you'll wish you'd had on every job. It's a lightweight, portable power source built for field testing mortise and cylindrical locks, motorized and solenoid-driven exit devices, electric strikes anything that needs 12–24VDC. Adjustable 11–28VDC output, toggle ON/OFF, continuity switch for testing switches and hinges, and your choice of DeWalt, Makita, or Milwaukee 18/20V battery adapter. Test it before the access control system is even online. Patent Pending.

- Adjustable 11-28VDC output
- Can be ordered with DeWalt, Makita, or Milwaukee 18 or 20V adapter.
- Continuity switch to test switches & hinges.
- Toggle ON/OFF Power Button

NEW



PATENT PENDING


LPC190-HD SERIES

Meet the first motorized latch retraction cylindrical lockset built for standard 161 prep. The LPC190-HD opens up applications that used to require a different hardware category entirely auto-operators, double doors, push/pull conditions, single-occupancy restrooms. It retracts the latch motorized, runs on 24VDC, pulls only 550mA peak and 15mA hold, and carries a UL Listed HD Grade 1 rating. Fail secure, with an optional REX switch. If you've been looking for a cylindrical that can actually handle electrified latch retraction without compromise — this is it.

- Motorized Latch Retraction
- Input voltage range - 24VDC
- Surge current – 550mA
- Holding current- 15mA
- UL listed HD Grade 1 lockset
- EU - Fail Secure Only
- Request to Exit switch optional



NEW




MLRK1-DEX

The MLRK1-DEX is the no-nonsense way to bring motor-driven latch retraction to Dexter 1000 series exit devices straight from the field, no shop time required. It retracts the pushpad for true electronic dogging, includes a 1-touch PTS "Push to Set" travel adjustment so you're not fighting the setup, and packs heavy-duty torque that holds up in real-world traffic. 24VDC ±10%, 900mA peak, 215mA hold. Optional built-in REX switch. UL Listed. 3-Year Warranty.

- Voltage Range – 24 VDC +/- 10%
- Current Peak - 900A
- Current Hold: 215mA
- Retracts pad for true electronic dogging
- 1 touch PTS "Push to Set" travel adjustment
- Optional Built-in Request to Exit switch
- Heavy Duty Torque
- UL listed

NEW




MLRK1-DTX

The MLRK1-DTX is Command Access's motorized latch retraction kit for Detex Advantex and Value series exit devices. Easier installation, better performance, same reliable output. True electronic dogging via pad retraction, 1-touch PTS travel adjustment, heavy-duty torque, and an optional built-in REX switch. 24VDC ±10%, 900mA peak, 215mA hold. UL Listed.

- Voltage Range – 24 VDC +/- 10%
- Average Peak current – 900 mA
- Average Hold current – 215 mA
- Retracts pad for true electronic dogging
- 1 touch PTS "Push to Set" travel adjustment
- Optional Built-in Request to Exit switch
- Heavy Duty Torque
- UL listed

COMMAND EDC BAG



It's Friday at 4:45 PM and something's not working. The Command EDC Bag was built for exactly that moment. It's stocked with our most-reached-for service tools: the CAT Field Tester to test and troubleshoot electrified hardware independent of the access control system, the CRU2 and VC series for voltage flexibility when you're not sure what you're walking into, and the PM300 to boost any underpowered solenoid latch retraction device back to life. Add in a set of common Command Access pigtails and wire harnesses for when parts go MIA, and you've got a bag that actually helps you finish the job and get home. Carry it everywhere.

ALWAYS HERE TO HELP!



ELELCTRIFIED LOCKING HARDWARE

22901 LA PALMA AVE YORBA LINDA CA 92887

commandaccess.com

888-622-2377



**COMMAND
ACCESS**